

Manatee County **Recovery Plan**

State and Local Fiscal Recovery Funds



Table of Contents

General Overview	3
Executive Summary.....	3
Uses of Funds	4
Promoting Equitable Outcomes	7
Community Engagement	8
Labor Practices	8
Use of Evidence	8
Performance Report	9
Project Inventory	14

GENERAL OVERVIEW

Executive Summary

In March 2021, the American Rescue Plan Act of 2021 (ARP) established the Coronavirus State and Local Fiscal Recovery Funds (SLFRF) to provide state, local, and tribal governments with resources needed to respond to the pandemic and its negative economic effects to build a stronger, more equitable economy during the recovery. Manatee County has been awarded and received \$78.3 million dollars in SLFRF funds.

With initial assistance from Ernst & Young, Manatee County Government Administration was able to quickly identify key components of the legislation and then guide the Board of County Commissioners (BOCC), Departments, Agencies, and Programs to access their extensive, existing community outreach avenues to develop an initial roadmap and implementation plan to respond to the harm caused by COVID-19. BOCC work sessions and regular meetings further encouraged participation by the general public in person and via community access television to further refine the action plan.

Manatee County demographics illustrate large aging, homeless and transient populations, resulting in a disproportional share of citizens that are most susceptible to COVID-19 and its harmful effects. In addition, because of exceptional year-round weather, the county population regularly swells to greater than 1 million seasonal residents and visitors during the winter months, stretching public health & safety, community, infrastructure and other services to its capacity. The pandemic and its aftermath have further magnified the demand for those services.

Accordingly, the BOCC has appropriated 99% of its SLFRF funds towards Public Health & Safety, Community, and Infrastructure projects with prioritized goals to mitigate and prevent the spread of COVID-19, increase public health and safety with new emergency and life-saving equipment; programs and services for homelessness, new green spaces and trailways and finally, infrastructure projects that increase safe, clean drinking water and add broadband access to more underserved communities in the county.

By prioritizing the initial response to mitigating and preventing the spread of COVID-19 and further emphasizing the health and safety of its citizens, as of June 30, 2022, Manatee County has total expenditures of \$12.8 million, with 98% of those dollars going towards prioritized public health & safety projects. Key outcome goals include the mitigation and prevention of positive COVID-19 cases in Manatee County, faster EMS response times to our citizens and better communications with our Sheriff Deputies when responding to active 911 calls.

Uses of Funds

With initial assistance from Ernst & Young and their Rapid Assessment Program, Manatee County Government was able to define an effective strategy to quickly identify key components of the legislation, facilitate discussions with departments, agencies and programs to utilize their existing network of community outreach and to develop a prospective list of programs, services and capital projects that would build a strong and equitable recovery from the pandemic and economic downturn. The roadmap and implementation plan was put in place.

The implementation plan for using SLFRF funds included an initial strategy designed to prioritize the immediate health and safety of essential County employees and the general public as we all faced COVID-19 and the aftermath of the pandemic (EC 1). An immediate response was necessary to combat the spread of COVID-19. The enumerated use of funds included rapid response for PPE, facilities and personnel for COVID-19 testing and vaccination sites, the sanitization of county facilities and emergency equipment were addressed first. The pandemic also exposed weaknesses in the County's ability to quickly respond to EMS calls with shortages of ambulances, equipment and personnel due to mitigation and prevention procedures, to safely respond to Sheriff Department emergency calls as communication systems had high failure rates, and to quickly identify and respond to public health data trends.

The intended use of future health and public safety SLFRF funds includes equipment for a remote 911 call system, new EMS stations in the outer regions of the county as population trends keep increasing North and East, additional ambulances and patient transport vehicles, and a public health data system to better identify and respond to emerging illness in Manatee County.

The next strategic use of SLFRF funds will address community and infrastructure programs, services and capital projects. As projects are brought forward, we will specifically identify expenditure categories (EC) as appropriate. The pandemic further exposed the growing county homeless population and related necessary programs and services this disproportionately impacted group needs. The impact of social isolation and quarantine used to mitigate the spread of COVID-19 has exposed additional physical and psychological harm to children and adults. Adding greenspace and trailways to encourage hiking and bicycle use will offset some of the health issues associated with isolation while reducing the county's carbon footprint as more workers will bike to work. And finally, investments in infrastructure such as expansion of sewer and stormwater projects will address climate change while increasing broadband access and free WIFI service to historically underserved communities will give more people access to the internet. However, these community and infrastructure projects have not begun as of June 30, 2022.

Finally, the use of SLFRF funds for other government services (EC 6), due to loss of revenue caused by the pandemic is calculated to be \$69,495,291 as of FYE September 30, 2021. However, specific projects have not been identified to this expenditure category as of June 30, 2022.

The current and future use of SLFRF funds will give the citizens of Manatee County a better chance to survive the pandemic and future public health emergencies as new emergency medical equipment and services are / will be in place for faster response times to answer EMS calls, faster response times for ambulances to reach patients in emergent situations, better connectivity and less dropped radio calls for sheriff deputies responding to emergency calls, and with a new public health data system, county officials will be able to respond to hot spots before emerging illnesses infect full populations.

In addition, funding to address homelessness will provide temporary shelter and essential services to vulnerable populations while simultaneously providing access to future living space and employment opportunities; green spaces and trailways promote healthy alternatives to the dangers of sedentary living and isolation while reducing the carbon imprint of motor vehicle commuting; and finally, sewer, water and other infrastructure projects will provide clean water and other essential services to our citizens while supporting remedies to climate change. Overall, these projects will work toward a healthier community and a strong, equitable economic recovery.

**AMERICAN RESCUE PLAN ACT of 2021
STATE AND LOCAL FISCAL RECOVERY FUNDS (SLFRF)
BOARD of COUNTY COMMISSIONERS APPROVED PROJECTS
As of JUNE 30, 2022**

<u>PUBLIC HEALTH / PUBLIC SAFETY</u>		<u>APPROPRIATIONS TOTAL</u>	<u>EXPENDITURES TO DATE</u>	<u>REMAINING FUNDS</u>
1	911 REMOTE CALL TAKING EQUIPMENT	316,000		316,000
2	EMS VEHICLES SUV	83,404	82,874	530
3	MOCASSIN WALLOW STATION	3,570,000		3,570,000
4	PARRISH HOUSE STATION	750,000		750,000
5	EMS STATION 10	1,500,000		1,500,000
6	PPE & MEDICAL SUPPLIES EMS	50,000		50,000
7	PUBLIC HEALTH DATA SYSTEMS	172,000		172,000
8	AMBULANCES (ALS)	2,071,940	543,292	1,528,648
9	BLS AMBULANCES & EMTs	2,509,345		2,509,345
10	SHERIFF RADIOS	10,000,000	9,051,363	948,637
11	PPE - 2023-24	1,500,000		1,500,000
12	COVID-19 TESTING - DOH	1,500,000	530,027	969,973
13	COUNTY COVID-19 RESPONSE	7,090,448		7,090,448
14	COVID-19 RESPONSE CARRYOVER	2,600,000	2,422,948	177,052
14	SUBTOTAL PUBLIC HEALTH / SAFETY	33,713,137	12,630,504	21,082,633

<u>GOVERNMENT / Administration</u>		<u>APPROPRIATIONS TOTAL</u>	<u>EXPENDITURES TO DATE</u>	<u>REMAINING FUNDS</u>
1	ADMINISTRATIVE	783,271	183,233	600,038
1	SUBTOTAL GOVERNMENT	783,271	183,233	600,038

<u>COMMUNITY/Infrastructure</u>		<u>APPROPRIATIONS TOTAL</u>	<u>EXPENDITURES TO DATE</u>	<u>REMAINING FUNDS</u>
1	GREENWAYS / TRAILS MASTER PLAN	1,750,000		1,750,000
2	PARKS/PRESERVES PLAYGROUNDS	2,000,000		2,000,000
3	VETERANS HOMELESS PROJECT	15,000,000		15,000,000
4	ASSISTANCE FOR THE HOMELESS	4,000,000		4,000,000
5	VILLAGE OF PARRISH SANITARY SEWER	4,000,000		4,000,000
6	TALLEVAST SANITARY SEWER & SEPTIC	5,000,000		5,000,000
7	SAMOSSET AREA INFRASTRUCTURE STUDY	400,000		400,000
8	STORMWATER PROJECTS	4,680,760		4,680,760
9	BROADBAND	7,000,000		7,000,000
9	SUBTOTAL COMMUNITY/Infrastructure	43,830,760	-	43,830,760

24	TOTAL ALL APPROVED PROJECTS	78,327,168	12,813,737	65,513,431
-----------	------------------------------------	-------------------	-------------------	-------------------

Promoting Equitable Outcomes

Manatee County Government has consistently identified neighborhoods, communities and populations that are historically underserved or marginalized through its extensive outreach programs within County Government and with partners, service providers and stakeholders in the community. The Community and Veterans Services Department (CVS), Neighborhood Connections Division for example, identifies, connects, collaborates, provides resources and works closely with neighborhoods to navigate through potential barriers to equitable outcomes of available programs and services.

In addition, through their monthly electronic magazine, “Neighborhood Connections”, the Division provides information on community activities/events and reaches over 100,000 individuals. They collaborate with other departments in encouraging citizens to participate in government decision-making through in-person community meetings, informational sessions and online surveys.

Finally, CPD Maps (able to identify Low Income Areas by map), Qualified Census Tracts Data, Qualified Census Tract Map and HUD AFFH Mapping tool (R/ECAP) are used and readily available to CVS and all County departments and agencies in the continual effort to address the needs of the most vulnerable members of our community:

- <https://egis.hud.gov/cpdmaps/>
- <https://www.huduser.gov/portal/datasets/qct.html>
- https://www.huduser.gov/portal/sadda/sadda_qct.html
- <https://egis.hud.gov/affht/>

Further, the Manatee County Department of Public Safety, Division of Emergency Management, worked with other County Departments to locate COVID-19 testing and vaccination sites in or near communities most harshly impacted by the pandemic. Earlier in the pandemic, the Florida Division of Emergency Management (FDEM) and Federal Emergency Management Agency (FEMA) Region 4 identified site placement data throughout the state using social vulnerability assessment tools and indices (EG the Social Vulnerability Index or SVI, which provides a rating down to the census tract level). That insight from FDEM leadership assisted greatly in our understanding of how socioeconomic factors were linked to infections and helped determine testing and vaccine site placement and promoting equitable outcomes.

Because of Manatee County’s continual equity effort, as projects were identified as enumerated uses of SLFRF funding, equitable outcomes were strongly considered. SLFRF projects selected as of June 30, 2022, included COVID-19 testing and vaccination sites as identified above, infrastructure projects, including free WIFI, and the Tallevast Sewer Expansion were appropriated with equity in mind. Projected green spaces and new playground equipment is ADA compliant which further addresses Executive Order 13985 which identifies persons with disabilities as an underserved population. And finally, CVS uses data and works extensively with the Suncoast Partnership to End Homelessness to address housing and the expanding needs of the homeless population in the county. Data to document this humanitarian crisis is available at the following website:

- <https://www.suncoastpartnership.org/point-in-time>

Community Engagement

With initial assistance from Ernst & Young and their Rapid Assessment Program, Manatee County Government was able to define an effective strategy to quickly engage community organizations, partners, providers and members. Through discussions with elected officials and county department, agency and program personnel, it was requested that they utilize their existing extensive community outreach network to openly solicit ideas and receive feedback to develop a prospective list of programs, services and capital projects that address the County's strategic plan to combat the harmful effects of COVID-19 and its negative impact on the community and to promote an equitable economic recovery. Please see Equitable Outcomes above. In addition, the American Rescue Plan Broadband Summit at the University of South Florida included Manatee County Government departments, agencies and program personnel, Ernst & Young consulting and community partners including the Manatee Community Foundation, Economic Development Council, Chamber of Commerce and other providers and stakeholders to discuss projects that would benefit the community.

The prospective list of projects was brought to the BOCC for assessment and approval through both work sessions and commission meetings which are open to the public. All BOCC work sessions and meetings require time for both written and oral public commentary for meeting attendees in person and over Manatee Government Access Television. Meeting agendas and minutes are part of the public record and available via the County website.

The following is a list of partnering community organizations that reach all demographics in the county, including the most underserved and traditionally marginalized populations:

https://www.mymanatee.org/departments/neighborhood_services/agency_funding_requirement_s/grants_special_projects

Other outreach and community engagement activities are also outlined in other sections of this Summary Report.

Labor Practices

The BOCC has allocated SLFRF funding to address the extensive homeless population in Manatee County, sewer expansion and stormwater projects and increased access to free WIFI and other broadband projects. However, as of June 30, 2022, there are no active infrastructure or capital projects that require labor standards, project labor agreements, community benefit agreements, prevailing wage requirements or local hiring.

Use of Evidence

As of June 30, 2022, Manatee County has not used SLFRF funds to implement programs and services that utilize evidence-based interventions to evaluate outcomes.

Performance Report

Manatee County has incorporated performance management metrics into each project funded through SLFRF funds and each user group or department uses key performance indicators to evaluate the outcome or effectiveness of the use of SLFRF funds. Because various projects within the same expenditure category (EC 1) seek the same or very similar outcome goals, the same performance indicators and reporting metric are used in the evaluation process.

COVID-19 impacted so many lives in the community and like other areas of the country, the health of our citizens was at risk as the pandemic spread from neighborhood to neighborhood. The pandemic also exposed areas of concern in the areas of public health and safety as our essential county workforce was subject to the same illness in addition to the outcomes of mitigation and prevention measures. Quarantining, social distancing and disinfection procedures further reduced the ability to perform essential functions in a timely manner. As stated earlier in this report, because Manatee County prioritized the health and safety of its citizens first, initial spending of SLFRF funds and related performance reporting is directed to health and safety performance metrics.

Performance management evaluation at the highest levels include reducing response times for EMS calls, providing vaccinations to the general public, reducing positive COVID-19 cases among county employees and reducing or eliminating numerous communication issues with the Sheriff Department emergency response equipment.

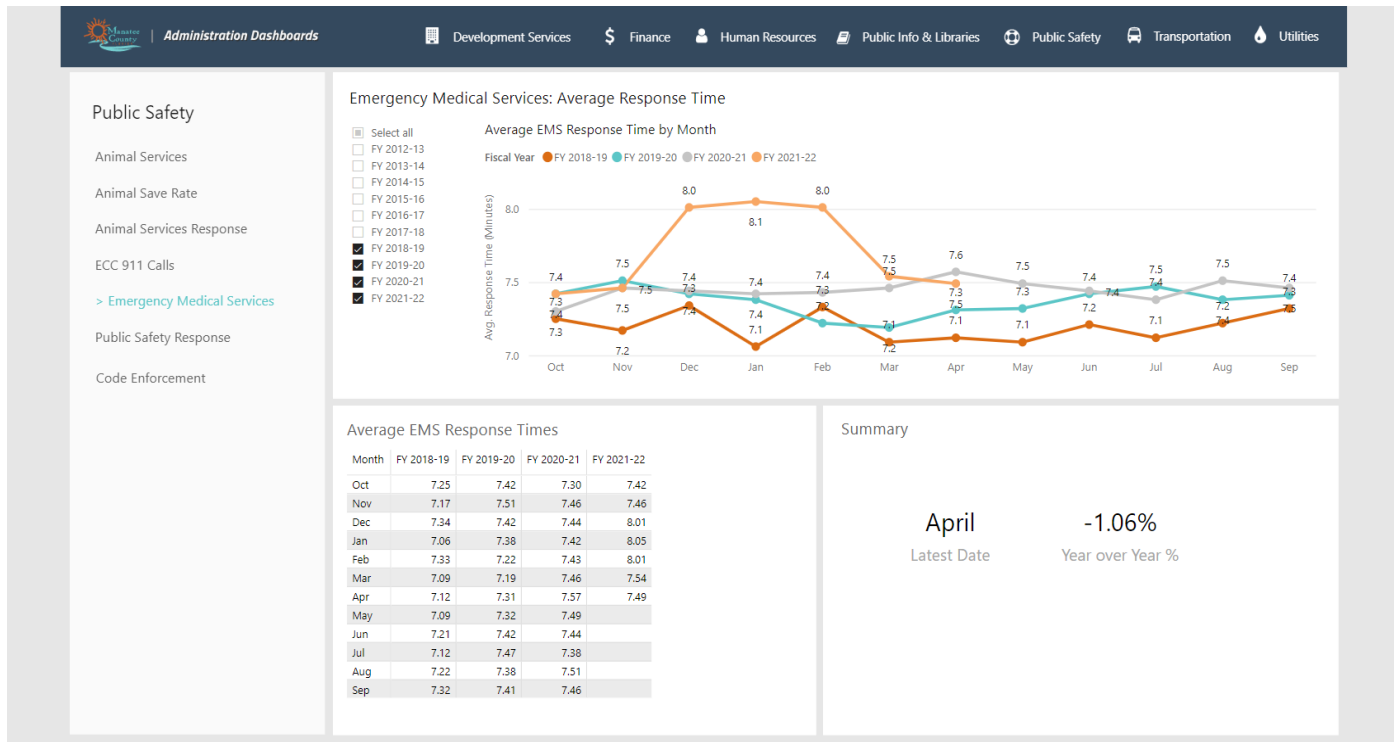
Projects using the same indicators will be grouped accordingly below. However, in the Project Inventory Section, each project identifies its performance management metric separately.

Projects:

Project: 114 – 33122 Project Name: 114 - January - March 2022 (Two Ambulances)
Project: 114 – 63022 Project Name: 114 -April-June 2022 (Two Rapid Response EMS SUV)

Output Measure: The output measure was placing the equipment in service.

Reporting Metric: EMS Average Response Times



Projects:

Project: 11 – 1231 Project Name: 11 -March-December (Vaccination Site Support)
Project: 18 – 1231 Project Name: 18 -March-December (Vaccination Site Support & Command Center Equipment)

Output Measure: The output measure establishing, staffing, maintaining and administration of two temporary vaccination sites.

Reporting Metric: Vaccinations administered

2021 VACCINATIONS REPORT

	Brand	1st Dose	2nd Dose	3rd Dose	Booster	Total
January Totals	Pfizer	503	670			
	Moderna	13,867	15			
		14,370	685			
February Totals	Pfizer	-	123			
	Moderna	15,262	11,734			
		15,262	11,857			
March Totals	Pfizer	-	-			
	Moderna	42,365	15,996			
		42,365	15,996			
April Totals	Pfizer	-	-			
	Moderna	8,140	39,659			
		8,140	39,659			
May Totals	Pfizer	-	-			
	Moderna	19	4,230			
		19	4,230			
June Totals	Pfizer	13	78			
	Moderna	63	18			
	J&J	10	-			
		86	96			
July Totals	Pfizer	10	71			
	Moderna	101	-			
	J&J	24	-			
		135	71			
August Totals	Pfizer	89	2	25		
	Moderna	140	16	72		
	J&J	44	-	-		
		273	18	97		
September Totals	Pfizer	115	47	50		
	Moderna	23	36	45		
	J&J	77	-	-		
		215	83	95		
October Totals	Pfizer	7	12	32	-	
	Moderna	9	7	64	182	
	J&J	35	-	-	-	
		51	19	96		
November Totals	Pfizer	9	9	30	91	
	Pediatric Pfizer	15	-	-	-	
	Moderna	11	13	56	649	
	J&J	64	28	-	-	
		99	50	86	740	
December Totals (to-date)	Pfizer	5	6	58	20	
	Pediatric Pfizer	25	15	-	-	
	Moderna	8	3	21	380	
	J&J	14	11	-	-	
		52	35	79	400	
Grand Totals	Pfizer	943	1,018	195	111	2,267
	Pediatric Pfizer	40	15	-	-	55
	Moderna	80,811	71,727	258	1,211	154,007
	J&J	268	39	-	-	307
		82,062	72,799	453	1,322	156,636
Grand Totals by Site	Tom Bennet Park	60,525	51,072	-	-	111,597
	Public Safety Center	19,424	20,234	-	-	39,658
	DOH - Main	879	655	306	906	2,746
	Palmetto Bus Station	404	30	111	-	545
	DOH - Outreach	824	807	22	328	1,981
	DOH South Center	6	1	14	88	109
	82,062	72,799	453	1,322	156,636	

Projects:

Project: 112-1231 Project Name: 112-March-December (Sanitization of County Buildings)

Project: 15-1231 Project Name: 15-March-Decembe (PPE)

Project: 12-1231 Project Name: 12-March-December (Medical Office COVID testing)

Project: 12- DOH Project Name: 12-DOH (DOH COVID Testing)

Output Measure: The output measure was performing the sanitization work and purchasing supplies for project one. PPE supplies for project two. The output measure for second two projects were COVID-19 tests administered. DOH: 9,501 tests administered. Medical Office: 40 tests administered.

Reporting Metric: Weekly Positive COVID test results among County employees (Summary) and by department (More Detail-example below)

<u>Week of</u>	<u>Positive Case</u>	<u>Exposure Case</u>	<u>Week of</u>	<u>Positive Case</u>	<u>Exposure Case</u>
03/15/2021	1	0	10/25/2021	0	3
03/22/2021	1	0	11/08/2021	1	1
03/29/2021	1	0	11/15/2021	2	2
04/05/2021	0	0	11/29/2021	1	0
04/12/2021	0	0	12/13/2021	3	1
04/19/2021	0	0	12/20/2021	6	1
04/26/2021	0	0	12/27/2021	28	15
05/03/2021	2	0	01/02/2022	60	18
05/10/2021	0	0	01/09/2022	65	41
05/17/2021	2	5	01/16/2022	48	13
05/24/2021	0	0	01/23/2022	23	9
05/31/2021	1	0	01/30/2022	19	8
06/07/2021	2	0	02/06/2022	12	3
06/14/2021	3	3	02/13/2022	5	0
06/21/2021	1	0	02/20/2022	2	0
06/28/2021	0	0	02/27/2022	1	2
07/05/2021	2	0	03/06/2022	3	0
07/12/2021	4	39	03/27/2022	4	0
07/19/2021	20	55	04/03/2022	1	0
07/26/2021	9	12	04/10/2022	1	0
08/02/2021	14	25	04/17/2022	4	1
08/09/2021	31	91	04/24/2022	2	3
08/16/2021	11	7	05/01/2022	7	2
08/23/2021	1	0	05/08/2022	7	2
08/30/2021	4	2	05/15/2022	7	3
09/06/2021	8	4	05/22/2022	16	1
09/13/2021	5	3	05/29/2022	22	8
09/20/2021	6	6	06/05/2022	17	8
09/27/2021	2	1	06/12/2022	18	4
10/04/2021	3	4	06/19/2022	18	8
10/11/2021	3	1	06/26/2022	18	6
10/18/2021	2	0	07/03/2022	24	4

[Week of 06/26/2022 \(More Detail\)](#)

Employee's Department	Positive Case	Exposure Case
Building & Development Services	1	0
Human Resources	1	0
Neighborhood Services	1	0
Property Management	1	0
Public Safety	2	1
Public Works	6	4
Utilities	6	1
Total	18	6

Project:

Project: 17-63022 Project Name: 17-April-June 2022 (Sheriff Department Radios)

Output Measure: The output measure was placing 964 portable Sheriff radio and related equipment in service with Sheriff Deputies.

Reporting Metric: Increased functionality of portable radios including GPS mapping / signaling functions and mutual aid response (out of area coverage); and monthly communication error rates for high call failure rates, loss of signal / reception with a Motorola based zone controller rollover, low receive audio and inconsistent large-scale building coverage. For the rollout period March – June 2022, the metrics were as follows:

- 964 Portables (100%) GPS Mapping
- 964 Portables (100%) mutual aid response (out of area coverage)
- 652,885 PTT (push to talk) communications; 15 communication errors
- 89 School Buildings tested, 8 call failures

Project Inventory

Public Health & Safety

Project: 114 – 33122 Project Name: 114 - January - March 2022

Funding amount: \$543,292

Project Expenditure Category: 1.14-Other Public Health Services

Project Overview

This is for the purchase of 2 ambulances specifically outfitted with additional equipment for treating COVID patients. These ambulances will help to mitigate the increased hospital offload times and decrease EMS response times.

Ambulances were delivered in February 2022 and put in service immediately. The timeline is the useful life of the vehicle. Output is placing the ambulances in service. The intended outcome is believed to be with more ambulances available for public health and safety, response times to EMS calls should decrease.

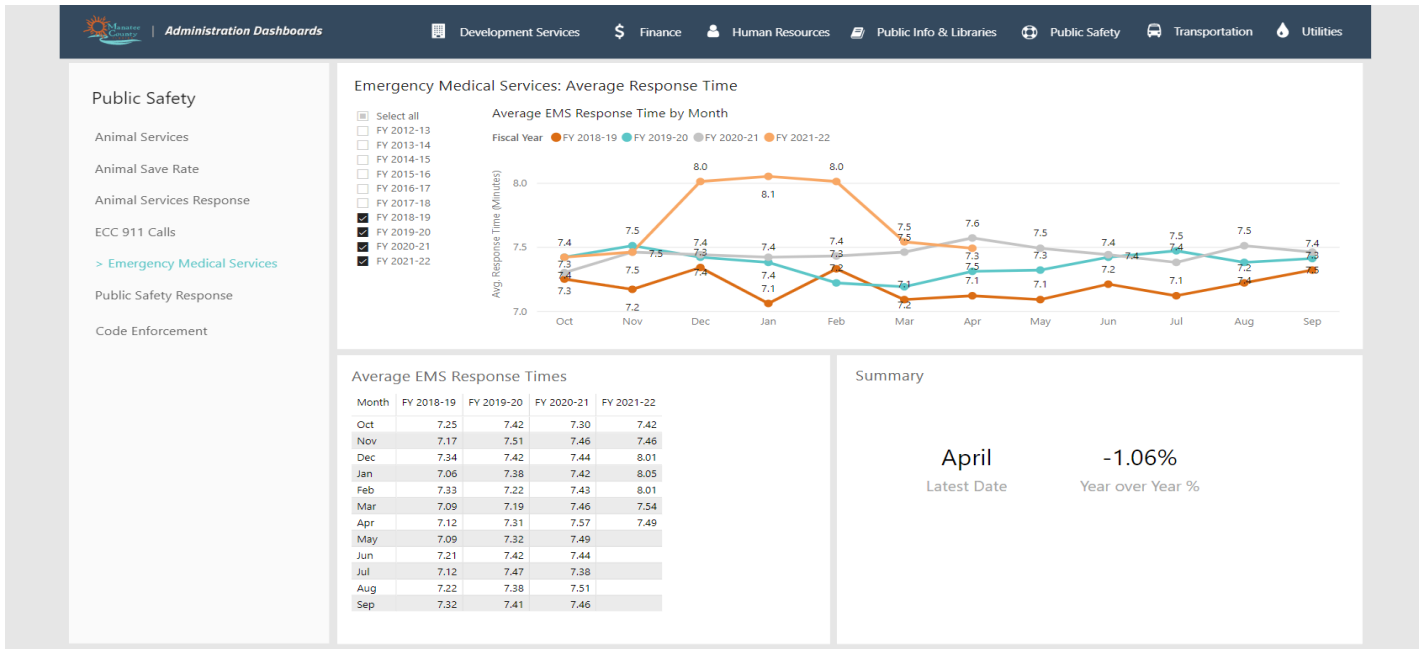
Use of Evidence

The goal of this project is to increase public health and safety by reducing ambulance response times. This project does not use evidence-based interventions, accordingly, \$0 are allocated for this purpose.

Performance Report

Key performance indicators are the reduction of ambulance response times to 911 calls. EMS responds to all calls on a first-come, first-serve basis. Calls are not identified by race, gender, income or other measures.

With increased seasonal residents and visitors in the peak winter months due to COVID-19, Ambulance response times were 8.0-8.1 minutes per call. Immediately after putting the two ambulances in service response times decreased significantly in March and April to 7.5 and 7.3 minutes per call, respectively. See the EMS average response time dashboard below:



Project: 114 – 63022 Project Name: 114 -April-June 2022

Funding amount: \$82,874

Project Expenditure Category: 1.14-Other Public Health Services

Project Overview

Purchase of two EMS SUV vehicles equipped with emergency lighting, aux power and other safety and medical equipment; for rapid response of additional EMS personnel as COVID-19 call volume increased the demand for emergency medical services.

The two EMS SUV were delivered in April 2022 and put in service immediately. The timeline is the useful life of the vehicle. Output is placing the equipment in service. The intended outcome is believed to be with more ambulances and rapid response EMS vehicles available for public health and safety, response times to EMS calls should decrease.

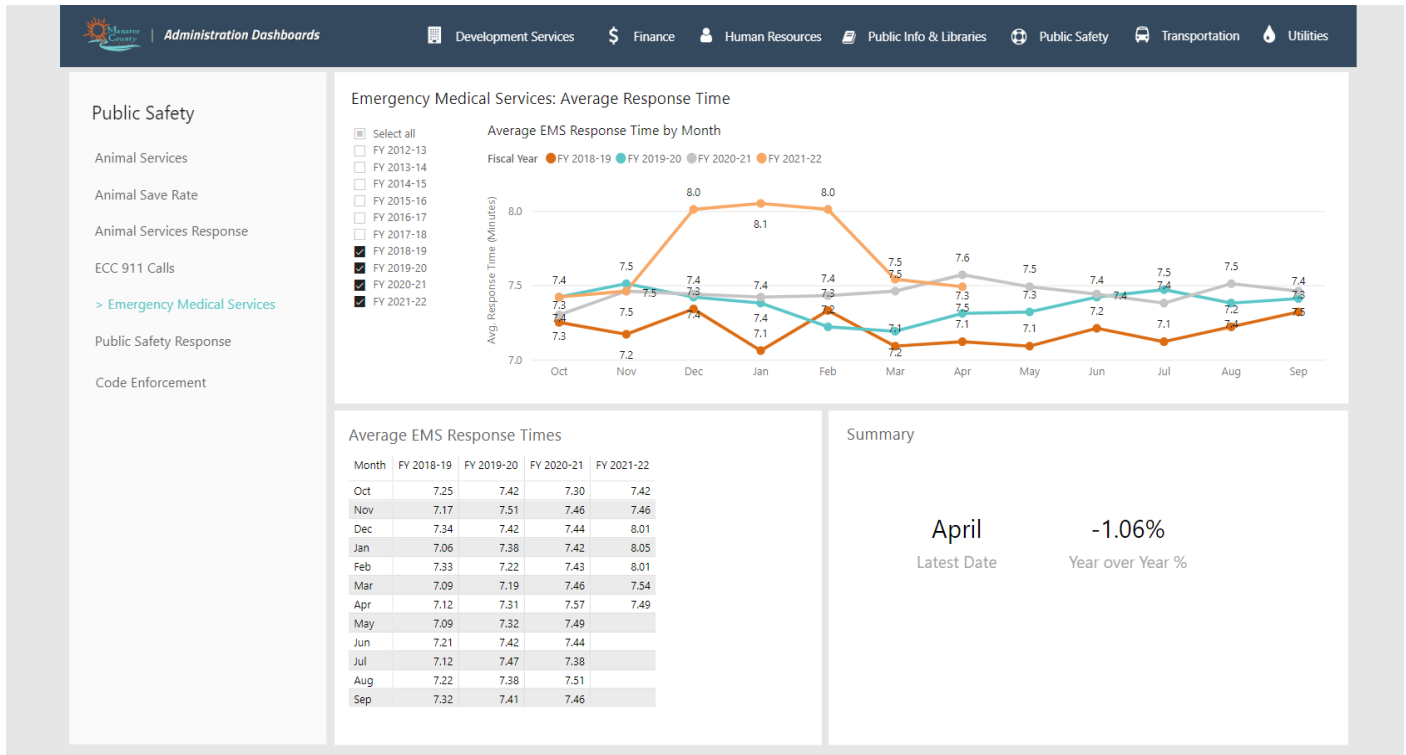
Use of Evidence

The goal of this project is to increase public health and safety by reducing ambulance response times. This project does not use evidence-based interventions, accordingly, \$0 are allocated for this purpose.

Performance Report

Key performance indicators are the reduction of ambulance response times to 911 calls. EMS responds to all calls on a first-come, first-serve basis. Calls are not identified by race, gender, income or other measures.

With increased seasonal residents and visitors in the peak winter months due to COVID-19, Ambulance response times were 8.0-8.1 minutes per call. Immediately after putting the two ambulances in service response times decreased significantly in March and April to 7.5 and 7.3 minutes per call, respectively. The EMS SUV were placed in service in April 2022. There is no current response data to indicate improvement to response time. See the EMS average response time dashboard below:



Project: 11 – 1231 **Project Name:** 11 -March-December
Funding amount: \$615,908.90
Project Expenditure Category: 1.1-COVID-19 Vaccination

Project Overview

This COVID-19 Vaccination Project was to provide emergency staffing support and temporary equipment needed to establish and maintain additional vaccine sites at Tom Bennett Park and the Public Safety Center; this is a direct rapid response to the pandemic and undertaken to prevent and mitigate the spread of COVID-19 to the general public. An eligible expenditure initially approved under the CARES Act; this project was part of the County rapid response to meet the harmful effect of COVID-19. With the health and safety of its citizens taking priority, Manatee County decided to continue the project past the timing of CARES Act funding. After the American Rescue Plan SLFRF interim final rule was released and work sessions to determine eligibility, the project expenses were approved for funding in September 2021.

As part of the on-going CARES project, vaccinations began in December 2020 and concluded in June 2021 with final site disassembly and clean up completed in August 2021. Project expenditures were from March to August of 2021. The output was placing staff and equipment in the field to support vaccination testing sites. The intended outcome was increased vaccinations of the general public.

Further, the Manatee County Department of Public Safety, Division of Emergency Management, worked with other County Departments to locate COVID-19 testing and vaccination sites in or near communities most harshly impacted by the pandemic. Earlier in the pandemic, the Florida Division of Emergency Management and FEMA Region 4 identified site placement data throughout the state using social vulnerability assessment tools and indices (EG the Social Vulnerability Index or SVI, which provides a rating down to the census tract level). That insight from FDEM leadership assisted greatly in our understanding of how socioeconomic factors were linked to infections and helped determine testing and vaccine site placement and promoting equitable outcomes.

Use of Evidence

The goal of this project is to increase the number of vaccinated permanent residents, seasonal residents, and visitors as strongly recommended by the President and the Center for Disease Control. This project does not use evidence-based interventions, accordingly, \$0 are allocated for this purpose.

Performance Report

Key performance indicator is the number of vaccines administered by these locations. Vaccines were given to all eligible people and did not identify race, gender, income or other measures:

2021 VACCINATIONS REPORT

	Brand	1st Dose	2nd Dose	3rd Dose	Booster	Total
January Totals	Pfizer	503	670			
	Moderna	13,867	15			
		14,370	685			
February Totals	Pfizer	-	123			
	Moderna	15,262	11,734			
		15,262	11,857			
March Totals	Pfizer	-	-			
	Moderna	42,365	15,996			
		42,365	15,996			
April Totals	Pfizer	-	-			
	Moderna	8,140	39,659			
		8,140	39,659			
May Totals	Pfizer	-	-			
	Moderna	19	4,230			
		19	4,230			
June Totals	Pfizer	13	78			
	Moderna	63	18			
	J&J	10	-			
		86	96			
July Totals	Pfizer	10	71			
	Moderna	101	-			
	J&J	24	-			
		135	71			
August Totals	Pfizer	89	2	25		
	Moderna	140	16	72		
	J&J	44	-	-		
		273	18	97		
September Totals	Pfizer	115	47	50		
	Moderna	23	36	45		
	J&J	77	-	-		
		215	83	95		
October Totals	Pfizer	7	12	32	-	
	Moderna	9	7	64	182	
	J&J	35	-	-	-	
		51	19	96		
November Totals	Pfizer	9	9	30	91	
	Pediatric Pfizer	15	-	-	-	
	Moderna	11	13	56	649	
	J&J	64	28	-	-	
		99	50	86	740	
December Totals (to-date)	Pfizer	5	6	58	20	
	Pediatric Pfizer	25	15	-	-	
	Moderna	8	3	21	380	
	J&J	14	11	-	-	
		52	35	79	400	
Grand Totals	Pfizer	943	1,018	195	111	2,267
	Pediatric Pfizer	40	15	-	-	55
	Moderna	80,811	71,727	258	1,211	154,007
	J&J	268	39	-	-	307
		82,062	72,799	453	1,322	156,636
Grand Totals by Site	Tom Bennet Park	60,525	51,072	-	-	111,597
	Public Safety Center	19,424	20,234	-	-	39,658
	DOH - Main	879	655	306	906	2,746
	Palmetto Bus Station	404	30	111	-	545
	DOH - Outreach	824	807	22	328	1,981
	DOH South Center	6	1	14	88	109
	82,062	72,799	453	1,322	156,636	

Project: 18 – 1231 Project Name: 18 -March-December

Funding amount: \$416,729.36

Project Expenditure Category: 1.7-Other COVID-19 Public Health Expenses

Project Overview

This COVID-19 Vaccination Project was to provide emergency command staffing support and temporary command response trailers and equipment needed to establish, manage and maintain two additional vaccine sites at Tom Bennett Park and the Public Safety Center; this is a direct rapid response to the pandemic and undertaken to prevent and mitigate the spread of COVID-19 to the general public. An eligible expenditure initially approved under the CARES Act; this project was part of the County rapid response to meet the harmful effect of COVID-19. With the health and safety of its citizens taking priority, Manatee County decided to continue the project past the timing of CARES Act funding. After the American Rescue Plan SLFRF interim final rule was released and work sessions to determine eligibility, the project expenses were approved for funding in September 2021.

As part of the on-going CARES project, vaccinations began in December 2020 and concluded in June 2021 with final site disassembly and clean up completed in August 2021. Project expenditures were from March to August of 2021. The output was placing staff and equipment in the field to support vaccination testing sites. The intended outcome was increased vaccinations of the general public.

The output was placing staff, equipment and command trailers in the field for vaccination testing sites. The intended outcome was increased vaccinations of the general public.

Further, the Manatee County Department of Public Safety, Division of Emergency Management, worked with other County Departments to locate COVID-19 testing and vaccination sites in or near communities most harshly impacted by the pandemic. Earlier in the pandemic, the Florida Division of Emergency Management and FEMA Region 4 identified site placement data throughout the state using social vulnerability assessment tools and indices (EG the Social Vulnerability Index or SVI, which provides a rating down to the census tract level). That insight from FDEM leadership assisted greatly in our understanding of how socioeconomic factors were linked to infections and helped determine testing and vaccine site placement and promoting equitable outcomes.

Use of Evidence

The goal of this project is to increase the number of vaccinated permanent residents, seasonal residents, and visitors as strongly recommended by the President and the Center for Disease Control. This project does not use evidence-based interventions, accordingly, \$0 are allocated for this purpose.

Performance Report

Key performance indicator is the number of vaccines administered by these locations. Vaccines were given to all eligible people and did not identify race, gender, income or other measures:

2021 VACCINATIONS REPORT

	Brand	1st Dose	2nd Dose	3rd Dose	Booster	Total
January Totals	Pfizer	503	670			
	Moderna	13,867	15			
		14,370	685			
February Totals	Pfizer	-	123			
	Moderna	15,262	11,734			
		15,262	11,857			
March Totals	Pfizer	-	-			
	Moderna	42,365	15,996			
		42,365	15,996			
April Totals	Pfizer	-	-			
	Moderna	8,140	39,659			
		8,140	39,659			
May Totals	Pfizer	-	-			
	Moderna	19	4,230			
		19	4,230			
June Totals	Pfizer	13	78			
	Moderna	63	18			
	J&J	10	-			
		86	96			
July Totals	Pfizer	10	71			
	Moderna	101	-			
	J&J	24	-			
		135	71			
August Totals	Pfizer	89	2	25		
	Moderna	140	16	72		
	J&J	44	-	-		
		273	18	97		
September Totals	Pfizer	115	47	50		
	Moderna	23	36	45		
	J&J	77	-	-		
		215	83	95		
October Totals	Pfizer	7	12	32	-	
	Moderna	9	7	64	182	
	J&J	35	-	-	-	
		51	19	96		
November Totals	Pfizer	9	9	30	91	
	Pediatric Pfizer	15	-	-	-	
	Moderna	11	13	56	649	
	J&J	64	28	-	-	
		99	50	86	740	
December Totals (to-date)	Pfizer	5	6	58	20	
	Pediatric Pfizer	25	15	-	-	
	Moderna	8	3	21	380	
	J&J	14	11	-	-	
		52	35	79	400	
Grand Totals	Pfizer	943	1,018	195	111	2,267
	Pediatric Pfizer	40	15	-	-	55
	Moderna	80,811	71,727	258	1,211	154,007
	J&J	268	39	-	-	307
		82,062	72,799	453	1,322	156,636
Grand Totals by Site	Tom Bennet Park	60,525	51,072	-	-	111,597
	Public Safety Center	19,424	20,234	-	-	39,658
	DOH - Main	879	655	306	906	2,746
	Palmetto Bus Station	404	30	111	-	545
	DOH - Outreach	824	807	22	328	1,981
	DOH South Center	6	1	14	88	109
	82,062	72,799	453	1,322	156,636	

Project: 112-1231 Project Name: 112-March-December

Funding amount: \$1,328,502

Project Expenditure Category: 1.14- Other COVID-19 Public Health Expenses

Project Overview

This extensive COVID-19 cleaning, and sanitizing project was intended to prevent and mitigate the spread of COVID-19 throughout Manatee County buildings, including the Manatee County Government building. County buildings house essential personnel needed to keep the County operational during the pandemic. Air filtration systems, CDC recommended cleaning and sanitization supplies and other emergency medical equipment was a rapid response to decrease the spread of COVID-19 among County employees, elected officials, and the general public during the pandemic. An eligible expenditure initially approved under the CARES Act; this project was part of the County rapid response to meet the harmful effect of COVID-19. With the health and safety of its citizens taking priority, Manatee County decided to continue the project past the timing of CARES Act funding. After the American Rescue Plan SLFRF interim final rule was released and work sessions to determine eligibility, the project expenses were approved for funding in September 2021.

The project began March and ended August 2021. Output was purchasing the cleaning and filtration supplies and performing the necessary work. With increased cleaning and sanitization of government buildings and other mitigation and prevention procedures put in place by Human Resources, the intended outcome was that COVID-19 cases should decrease among County employees and the general public.

Use of Evidence

The goal of this project is to decrease the number of positive COVID-19 cases of County employees, elected officials, permanent residents, seasonal residents, and visitors. Measures taken were strongly recommended by the Center for Disease Control. This project does not use evidence-based interventions, accordingly, \$0 are allocated for this purpose.

Performance Report

Key performance indicator is the number of positive COVID-19 cases reported for County employees on a weekly basis. COVID-19 reporting is not identified by race, gender, income or other measures. The Weekly Positive COVID-19 Test Report is listed in the Performance Section of this Report. The report below is the current Weekly Positive COVID-19 Report illustrated in more detail by County Department.

[Week of 06/26/2022 \(More Detail\)](#)

Employee's Department	Positive Case	Exposure Case
Building & Development Services	1	0
Human Resources	1	0
Neighborhood Services	1	0
Property Management	1	0
Public Safety	2	1
Public Works	6	4
Utilities	6	1
Total	18	6

Project: 15-1231 Project Name: 15-March-December

Funding amount: \$56,041.53

Project Expenditure Category: 1.5- Personal Protective Equipment

Project Overview

This is for the purchase and distribution of PPE and was intended to prevent and mitigate the spread of COVID-19 throughout Manatee County government buildings, which houses essential personnel needed to keep the County operational during the pandemic. PPE was a rapid response to decrease the spread of COVID-19 among County employees, elected officials, and the general public during the pandemic. An eligible expenditure initially approved under the CARES Act; this project was part of the County rapid response to meet the harmful effect of COVID-19. With the health and safety of its citizens taking priority, Manatee County decided to continue the project past the timing of CARES Act funding. After the American Rescue Plan SLFRF interim final rule was released and work sessions to determine eligibility, the project expenses were approved for funding in September 2021.

The project began in March and ended August of 2021. Output is the availability and distribution of PPE in County buildings. Outcome is the measurement of COVID-19 cases of Manatee County employees. With increased testing, social distancing and other mitigation and prevention procedures put in place by Human Resources, the intended outcome was that COVID-19 cases should decrease among County employees and the general public.

Use of Evidence

The goal of this project is to decrease the number of positive COVID-19 cases of County employees, elected officials, permanent residents, seasonal residents, and visitors. Measures taken were strongly recommended by the Center for Disease Control. This project does not use evidence-based interventions, accordingly, \$0 are allocated for this purpose.

Performance Report

Key performance indicator is the number of positive COVID-19 cases reported for County employees on a weekly basis. COVID-19 reporting is not identified by race, gender, income or other measures. The Weekly Positive COVID-19 Test Report is listed in the Performance Section of this Report. The report below is the current Weekly Positive COVID-19 Report illustrated in more detail by County Department.

Week of 06/26/2022 (More Detail)

Employee's Department	Positive Case	Exposure Case
Building & Development Services	1	0
Human Resources	1	0
Neighborhood Services	1	0
Property Management	1	0
Public Safety	2	1
Public Works	6	4
Utilities	6	1
Total	18	6

Project: 12-1231 Project Name: 12-March-December
Funding amount: \$5,000
Project Expenditure Category: 1.2- COVID-19 Testing

Project Overview

This is for COVID-19 rapid testing of Manatee County employees during the pandemic and intended to prevent and mitigate the spread of COVID-19 throughout Manatee County. Essential personnel are needed to keep the County operational during the pandemic. COVID-19 testing was a rapid response to decrease the spread of COVID-19 among County employees, elected officials, and the general public during the pandemic. An eligible expenditure initially approved under the CARES Act; this project was part of the County rapid response to meet the harmful effect of COVID-19. With the health and safety of its citizens taking priority, Manatee County decided to continue the project past the timing of CARES Act funding. After the American Rescue Plan SLFRF interim final rule was released and work sessions to determine eligibility, the project expenses were approved for funding in September 2021.

The project began in March and ended in April 2021. Output is the number of COVID-19 tests administered (40) and Outcome is the measurement of COVID-19 cases of Manatee County employees. With increased testing, social distancing and other mitigation and prevention procedures put in place by Human Resources, the intended outcome was that COVID-19 cases should decrease among County employees and the general public.

Use of Evidence

The goal of this project is to decrease the number of positive COVID-19 cases of Manatee County employees and consequently, elected officials, permanent residents, seasonal residents, and visitors. Measures taken were strongly recommended by the Center for Disease Control. This project does not use evidence-based interventions, accordingly, \$0 are allocated for this purpose.

Performance Report

Key performance indicator is the number of positive COVID-19 cases reported for County employees on a weekly basis. COVID-19 reporting is not identified by race, gender, income or other measures. The Weekly Positive COVID-19 Test Report is listed in the Performance Section of this Report. The report below is the current Weekly Positive COVID-19 Report illustrated in more detail by County Department.

[Week of 06/26/2022 \(More Detail\)](#)

Employee's Department	Positive Case	Exposure Case
Building & Development Services	1	0
Human Resources	1	0
Neighborhood Services	1	0
Property Management	1	0
Public Safety	2	1
Public Works	6	4
Utilities	6	1
Total	18	6

Project: 12- DOH Project Name: 12-DOH

Funding amount: \$530,027

Project Expenditure Category: 1.2- COVID-19 Testing

Project Overview

The Department of Health (DOH) was subcontracted for this large-scale project. This is for COVID-19 testing of Manatee County employees, Manatee County School Board employees and school children during the pandemic and intended to prevent and mitigate the spread of COVID-19 throughout Manatee County. Essential personnel are needed to keep the County operational during the pandemic. COVID-19 testing was a rapid response to decrease the spread of COVID-19 among County employees, elected officials, and the general public during the pandemic.

The project began 9/30/2021 and ended 3/31/2022. Output is the number of COVID-19 tests administered and Outcome is the measurement of COVID-19 cases of Manatee County employees. With increased testing, social distancing and other mitigation and prevention procedures put in place by Human Resources, the intended outcome was that COVID-19 cases should decrease among County employees and the general public.

Use of Evidence

The goal of this project is to decrease the number of positive COVID-19 cases of Manatee County employees and consequently, elected officials, permanent residents, seasonal residents, and visitors. Measures taken were strongly recommended by the Center for Disease Control. This project does not use evidence-based interventions, accordingly, \$0 are allocated for this purpose.

Performance Report

Through 3/31/2022, the Department of Health administered 9,501 COVID-19 tests at the John Marble Park testing site. Key performance indicator is the number of positive COVID-19 cases reported for County employees on a weekly basis. COVID-19 reporting is not identified by race, gender, income or other measures. The Weekly Positive COVID-19 Test Report is listed in the Performance Section of this Report. The report below is the current Weekly Positive COVID-19 Report illustrated in more detail by County Department.

[Week of 06/26/2022 \(More Detail\)](#)

Employee's Department	Positive Case	Exposure Case
Building & Development Services	1	0
Human Resources	1	0
Neighborhood Services	1	0
Property Management	1	0
Public Safety	2	1
Public Works	6	4
Utilities	6	1
Total	18	6

Project: 17-63022 Project Name: 17-April-June 2022

Funding amount: \$9,051,363

Project Expenditure Category: 1.7-Other COVID-19 Public Health Expenses

Project Overview

Emergency response equipment radio systems are an enumerated use of funds. Existing radios had inoperable GPS mapping feature, unavailable mutual aid response technology (out of local network coverage), high call failure rates, loss of signal / reception with a Motorola based zone controller rollover, low receive audio and inconsistent large-scale building coverage. These error rates were all magnified by the increase in call volume associated with the public health emergency. This resulted in increased missed call assignments, additional deputies being dispatched to the 911 location and undue deputy and public safety. Existing Sheriff Department radios were replaced with a purchase of radios compatible with the Motorola based zone controller communication system shared with Sarasota County for emergency calls. This project began with the rollout of 964 portable (body) units in February and the portable rollout was completed in June 2022. Additional rollout of mobile units will continue into the fall of 2022. The output of this project is providing new, working portable and mobile emergency communication radios to deputies in the field. Intended outcome is 100% use of GPS mapping features to provide deputy location and emergency assistance beacon, 100% available communication outside of area network (mutual aid response), and reduced communication errors such as inconsistent building coverage, call failure, loss of signal and low audio with deputies in the field.

Use of Evidence

The goal of this project is to decrease the number of call failures and communication problems that jeopardize the safety of Sheriff Department deputies and the general public. This project does not use evidence-based interventions, accordingly, \$0 are allocated for this purpose.

Performance Report

Key performance indicator is the 100% available use of GIS mapping features and the mutual aid response (out of network features), and reduction of the monthly error rates for call failures, loss of signal, low or poor audio quality and connectivity in schools and other commercial buildings for the 964 portable and 557 mobile radios. For the rollout period March – June 2022, the metrics were as follows:

964 Portables (100%) GPS Mapping

964 Portables (100%) mutual aid response (out of area coverage)

652,885 PTT (push to talk) communications; 15 communication errors

89 School Buildings tested, 8 call failures

ADMINISTRATION

Project: 71 – 33122 Project Name: 71 - January - March 2022

Funding amount: \$20,966

Project Expenditure Category: 7.1-Administrative Expenses

Project Overview

Payroll for the administration of the SLFRF funds.

Use of Evidence

Not applicable for Administration of SLFRF funds.

Performance Report

Day-to-Day Administration of SLFRF funds

Project: 71-6302022 Project Name: 71-April-June 2022

Funding amount: \$26,716

Project Expenditure Category: 7.1-Administrative Expenses

Project Overview

Payroll for the administration of the SLFRF funds.

Use of Evidence

Not applicable for Administration of SLFRF funds.

Performance Report

Day-to-Day Administration of SLFRF funds

Project: 71-1231 Project Name: 71-March-December

Funding amount: \$136,316

Project Expenditure Category: 7.1-Administrative Expenses

Project Overview

Payroll for the administration of the SLFRF funds and outside consulting and assistance regarding applicable US Treasury rules and guidelines.

Use of Evidence

Not applicable for Administration of SLFRF funds.

Performance Report

Day-to-Day Administration of SLFRF funds. Consulting provided on an as needed basis.